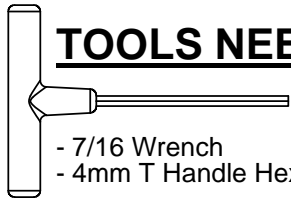


Model: SBA15

- (1) Seat
- (1) Back
- (2) Front legs
- (2) Arms
- (1) Long brace
- (1) Short brace
- (1) Hardware pack

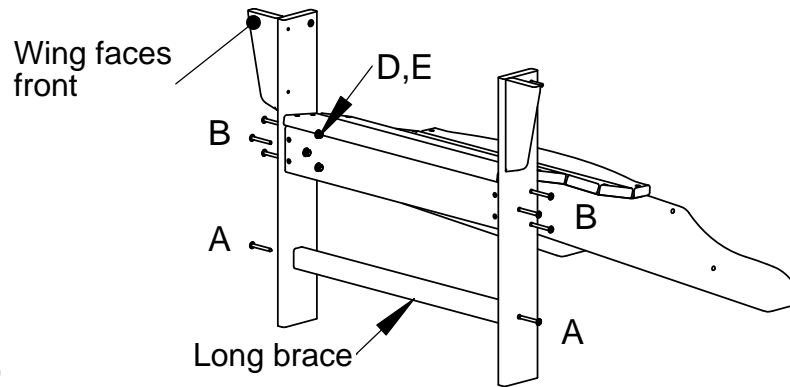
TOOLS NEEDED



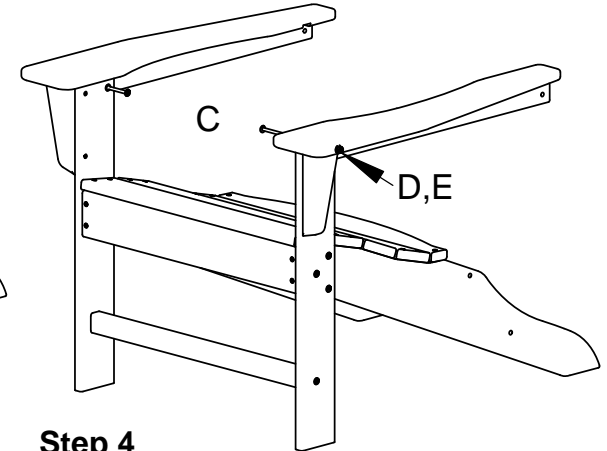
- 7/16 Wrench
- 4mm T Handle Hex Key (included)

Step 1
Attach front legs to seat
using (6) 1-7/8" bolts, nuts
and washer

Attach long brace
using (2) .27x2" screws

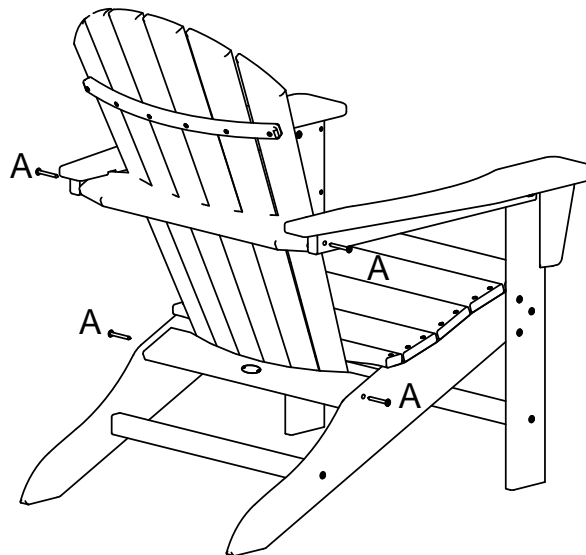


Step 2
Attach arms to front leg using
(2) 2-1/4" bolts, nuts and washer

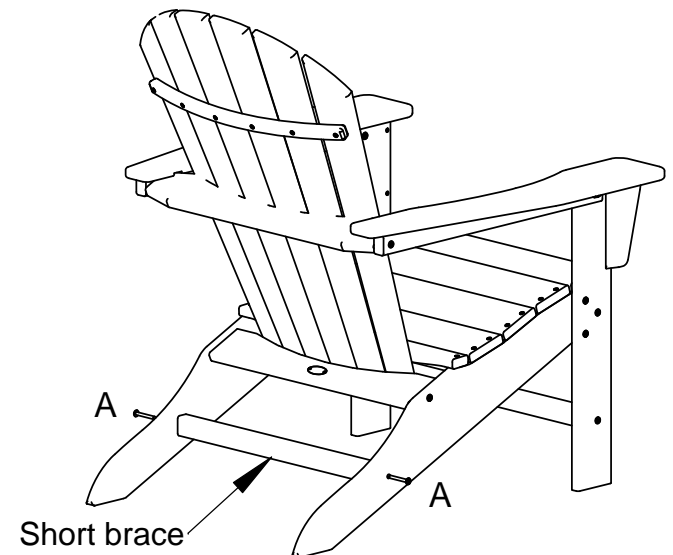


Step 3
Attach back to seat
using (2) .27x2" screws

Attach back to arm
using (2) .27x2" screws



Step 4
Attach short brace to rear leg
using (2) .27x2" screws



Qty. Description

8	A-.27 X 2 SOCKET WAFER A
6	B-1/4-20 X 1-7/8 WAFER SHCS
2	C-1/4-20 X 2-1/4 WAFER SHCS
8	D-1/4 FLAT WASHER
8	E-1/4-20 NYLOCK NUT