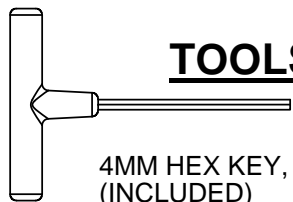




Intelligent Design™

**Model: RCT38, RKT38**

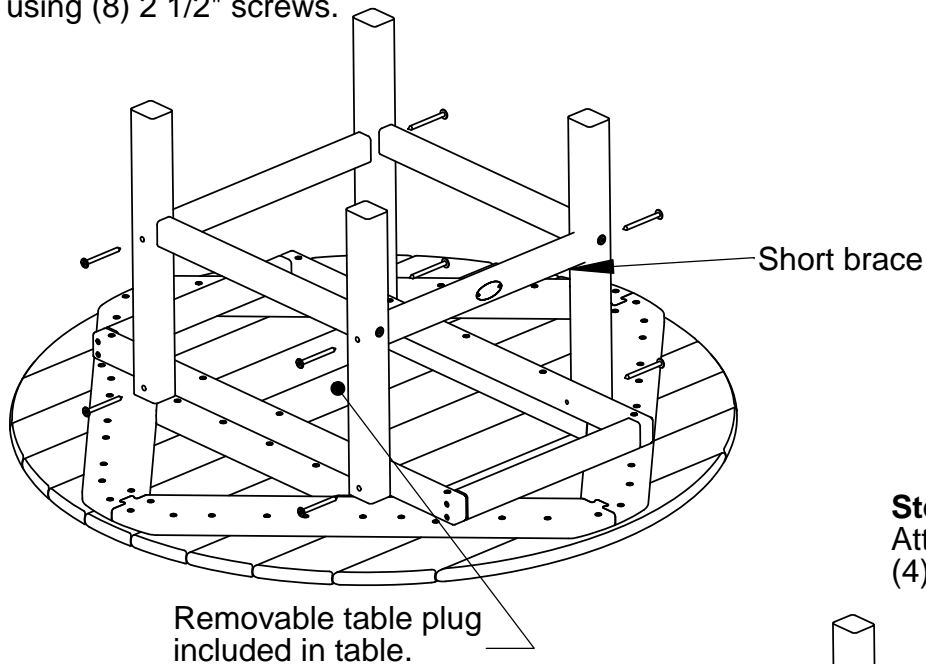
- (1) Table top
- (4) Legs
- (2) Short Brace
- (2) Long Brace
- (1) Hardware pack



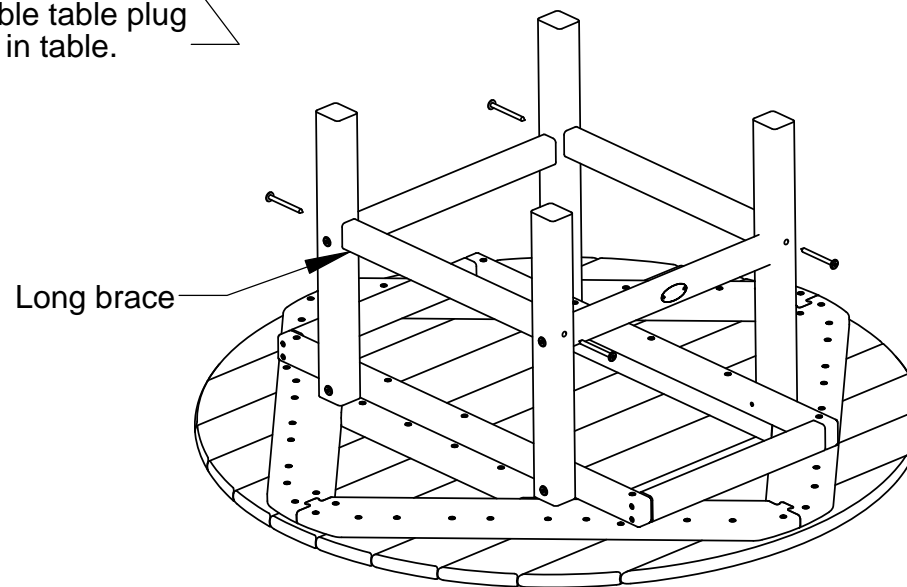
### **TOOLS NEEDED**

4MM HEX KEY, ALLEN, T-HANDLE  
(INCLUDED)

**Step 1**  
Lay table top on flat surface.  
Attach legs to table top and braces to legs  
using (8) 2 1/2" screws.



**Step 2**  
Attach braces to legs using  
(4) 2 1/2" screws.



Qty.	Description
12	.27 X 2-1/2 SOCKET WAFER A

