




Intelligent Design™

Model: R200

- (1) Hardware pack
- (2) Sideframes
- (2) Rocker bottoms
- (1) Back insert
- (1) Seat insert
- (1) Seat frame
- (1) Long brace
- (1) Short brace
- (1) Head piece



4mm Hex Key, Allen, T-handle
INCLUDED



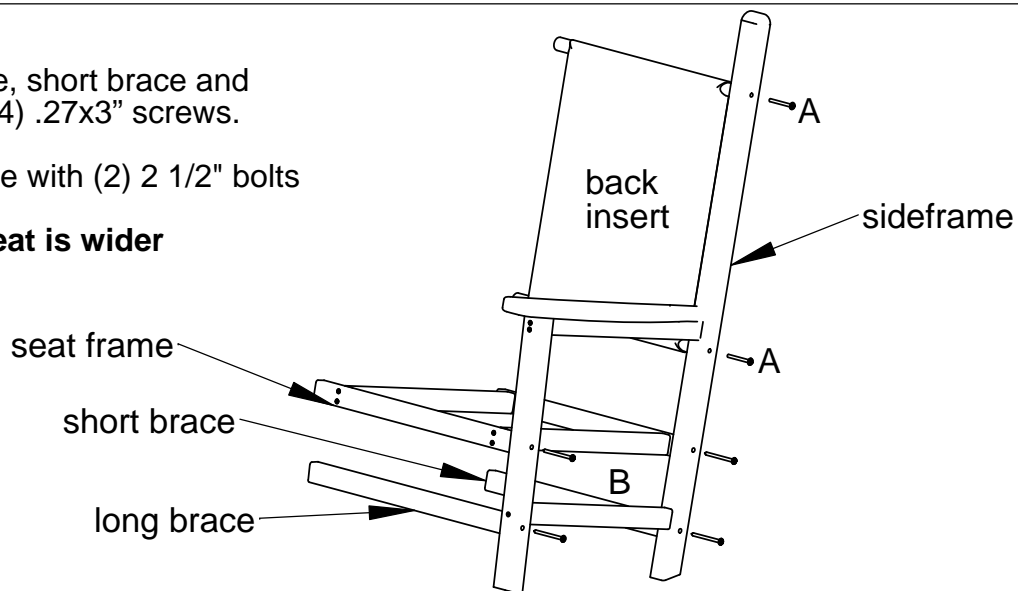
4mm Hex Key for Drill: INCLUDED

Step 1

Attach long brace, short brace and seat frame with (4) .27x3" screws.

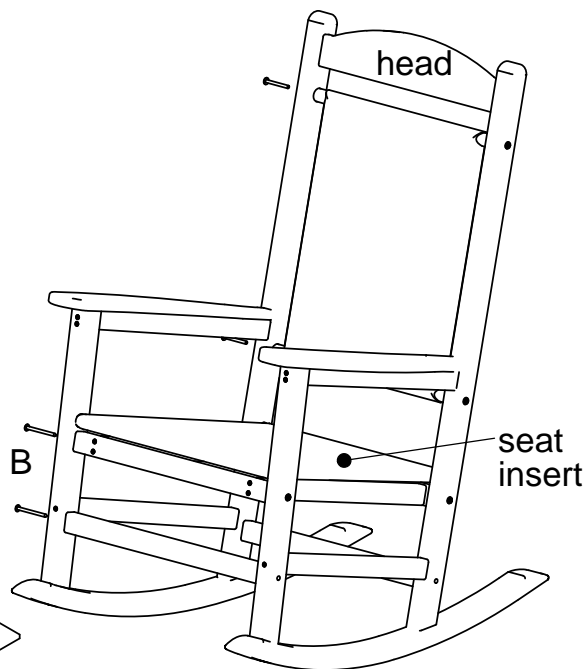
Attach back frame with (2) 2 1/2" bolts

Note: front of seat is wider



Step 2

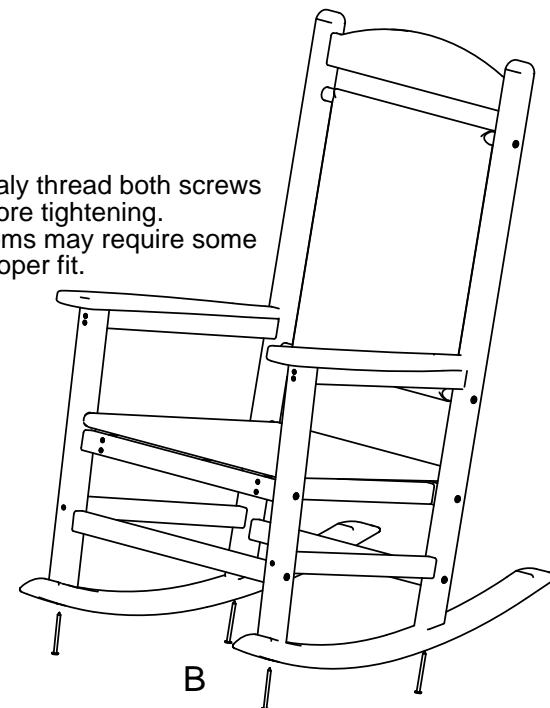
Place head piece into top of post
Place seat insert into sideframe
Repeat step 1 on other side



Step 3

Attach rocker bottom with (4) .27x3" screws

NOTE: Partially thread both screws into post before tightening. Rocker bottoms may require some flexing for proper fit.



Qty. Description

- | | | |
|----|-------------------------------|--|
| 4 | A - 1/4-20 X 2-1/2 WAFER SHCS | |
| 12 | B - .27 X 3 SOCKET WAFER A | |