

MODEL: NCW2280

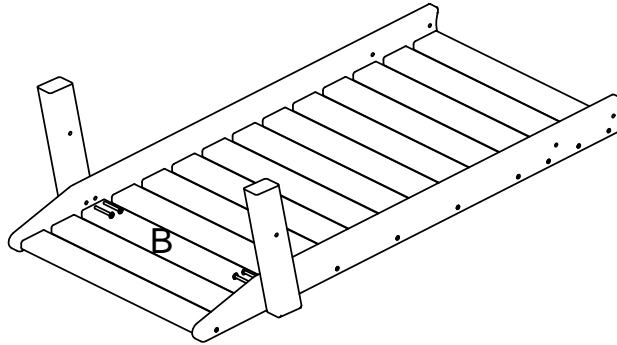
- (1) HARDWARE PACK
- (2) SIDEFRAE
- (1) SEAT
- (1) BACK
- (4) STRETCHER
- (2) FRONT LEG
- (1) METAL BRACE

TOOLS NEEDED

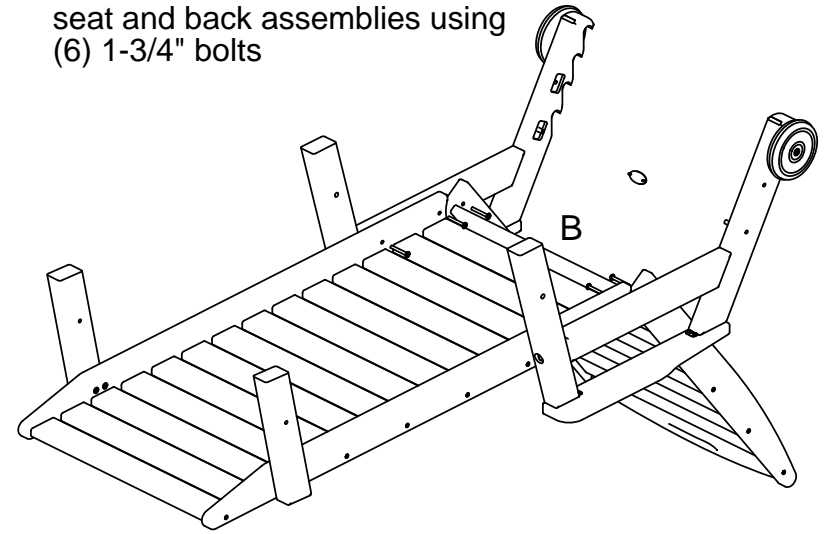


4MM HEX KEY, ALLEN,
T-HANDLE (Included)

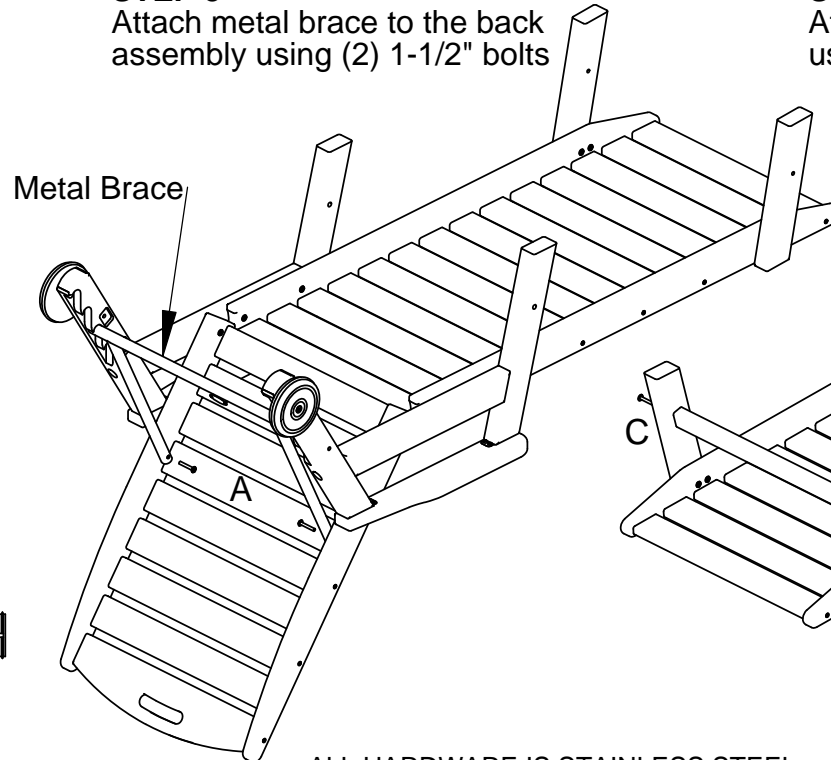
STEP 1
Attach front legs to seat assembly
using (4) 1-3/4" bolts



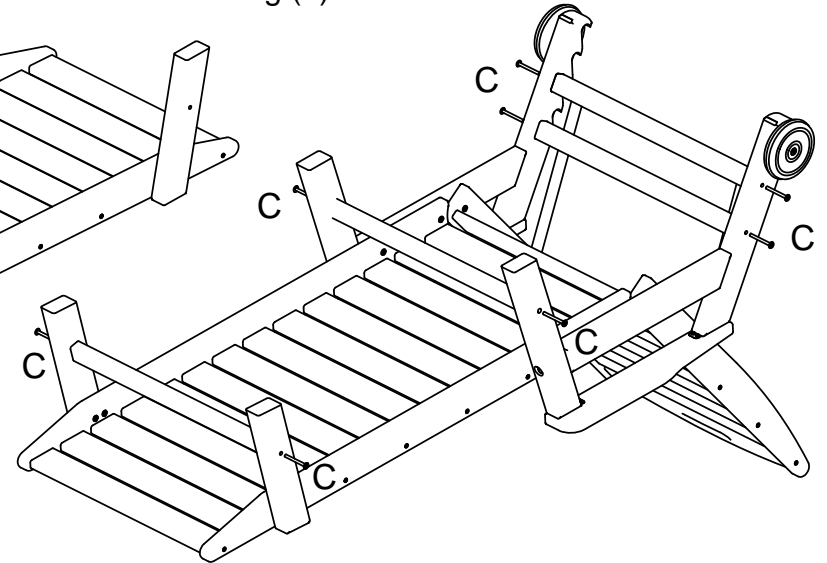
STEP 2
Attach sideframes to both the
seat and back assemblies using
(6) 1-3/4" bolts



STEP 3
Attach metal brace to the back
assembly using (2) 1-1/2" bolts



STEP 4
Attach stretchers to the legs
using (8) 2-1/4" bolts



Qty.	Description
2	A-1/4-20 X 1-1/2 WAFER SHCS
10	B-1/4-20 X 1-3/4 WAFER SHCS
8	C-1/4-20 X 2-1/4 WAFER SHCS