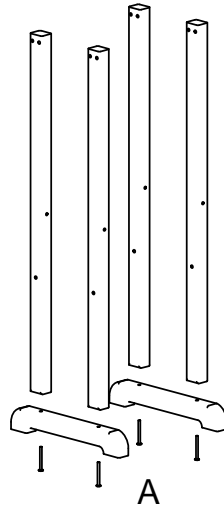


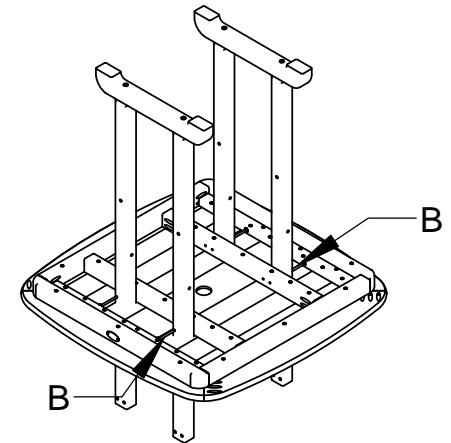
Model: NCBT31 & LB31

- (1) Table top
- (4) Leg
- (2) Foot
- (2) Long Braces
- (2) Short Braces
- (2) Hardware pack (Table\Leg Kit)

Step 1
Attach feet to legs using (4) 2½" Chair bolts.



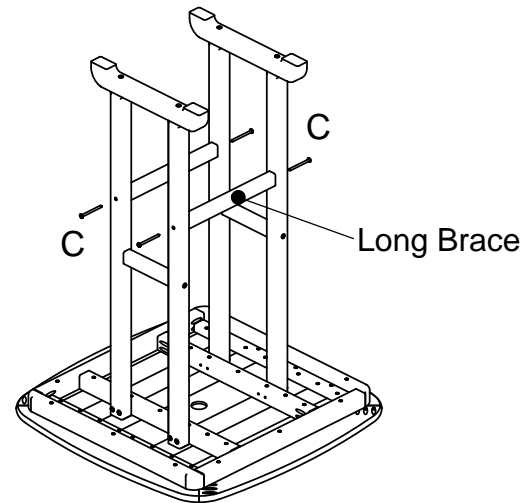
Step 2
Lay table top on flat surface.
Attach the leg assemblies to the table frame using (8) .27x2-1/2" screws



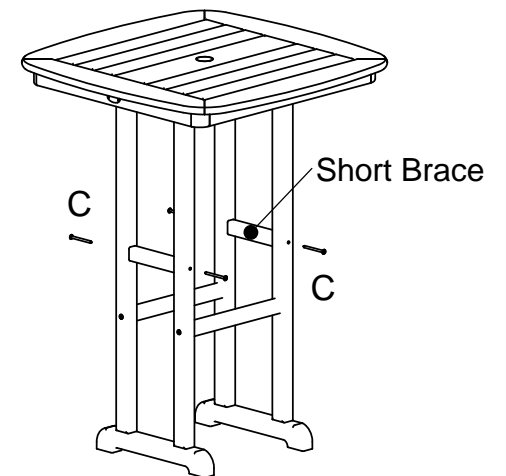
TOOLS NEEDED

4mm HEX KEY: INCLUDED

Step 3
Attach Long leg braces to the leg assemblies using (4) .27x3" screws



Step 4
Attach Short leg braces to the leg assemblies using (4) .27x3" screws



Qty.	Description
4	A - 1/4-20 X 2-1/2 WAFER SHCS
8	B - .27 X 2-1/2 SOCKET WAFER "A"
8	C - .27 X 3 SOCKET WAFER "A"

