

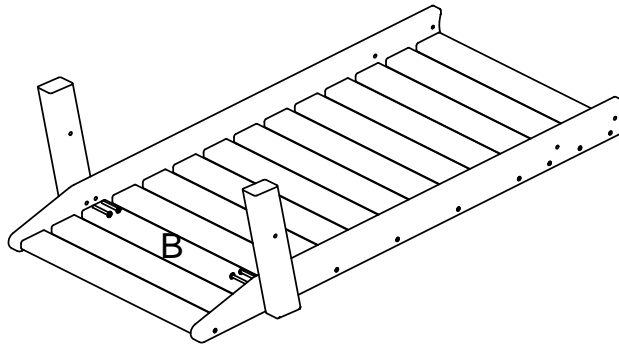


Intelligent Design™

MODEL: NAW2280

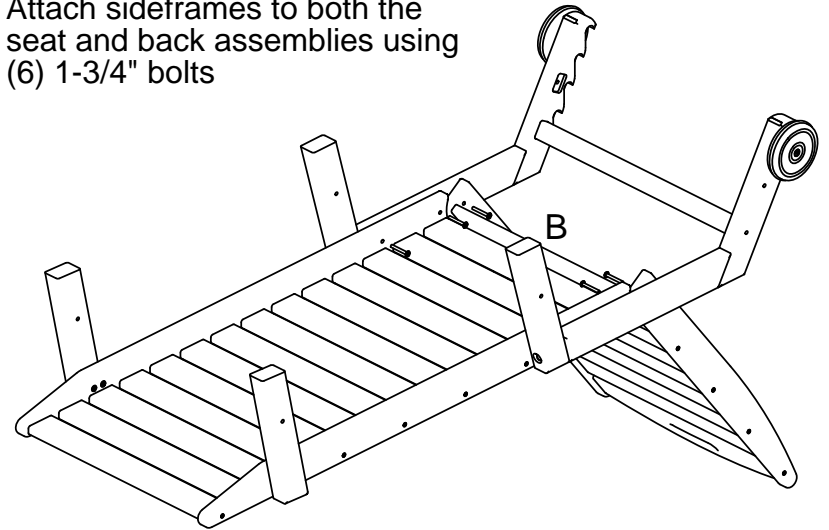
**STEP 1**

Attach front legs to seat assembly using (4) 1-3/4" bolts



**STEP 2**

Attach sideframes to both the seat and back assemblies using (6) 1-3/4" bolts

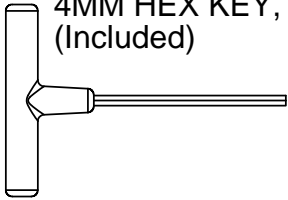


- (1) HARDWARE PACK
- (2) SIDEFAME
- (1) SEAT
- (1) BACK
- (2) STRETCHER
- (1) STRETCHER ASSEMBLY
- (2) FRONT LEG
- (1) METAL BRACE

**TOOLS NEEDED**

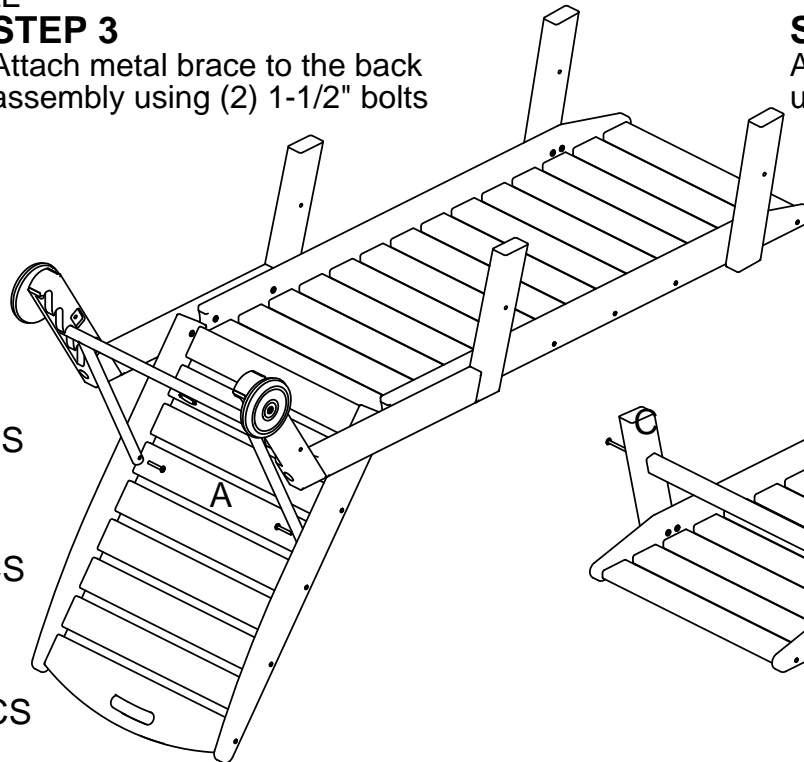
4MM HEX KEY, ALLEN, T-HANDLE

(Included)



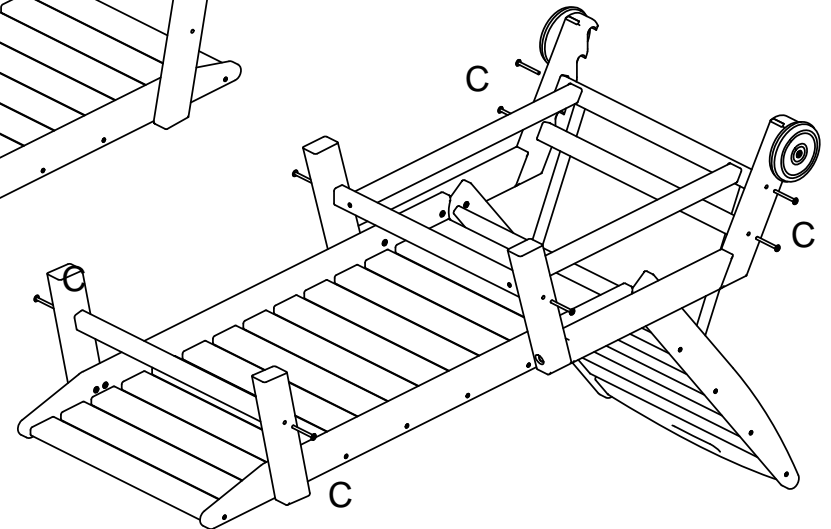
**STEP 3**

Attach metal brace to the back assembly using (2) 1-1/2" bolts



**STEP 4**

Attach stretchers to the legs using (8) 2-1/4" bolts



Qty.	Description
2	A-1/4-20 X 1-1/2 WAFER SHCS
10	B-1/4-20 X 1-3/4 WAFER SHCS
8	C-1/4-20 X 2-1/4 WAFER SHCS