

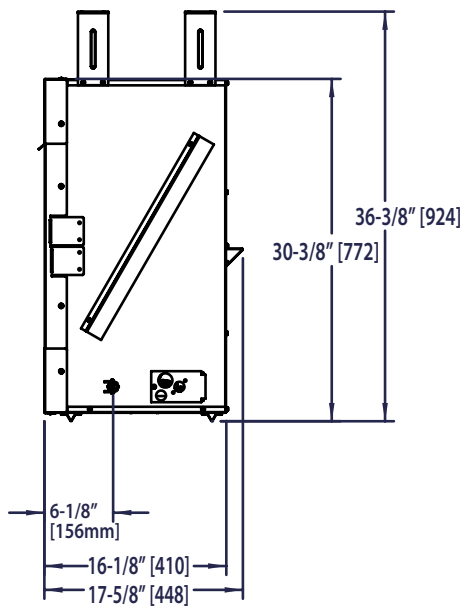


Please consult the manufacturer's installation manual for all details and requirements before making a final design layout decision.

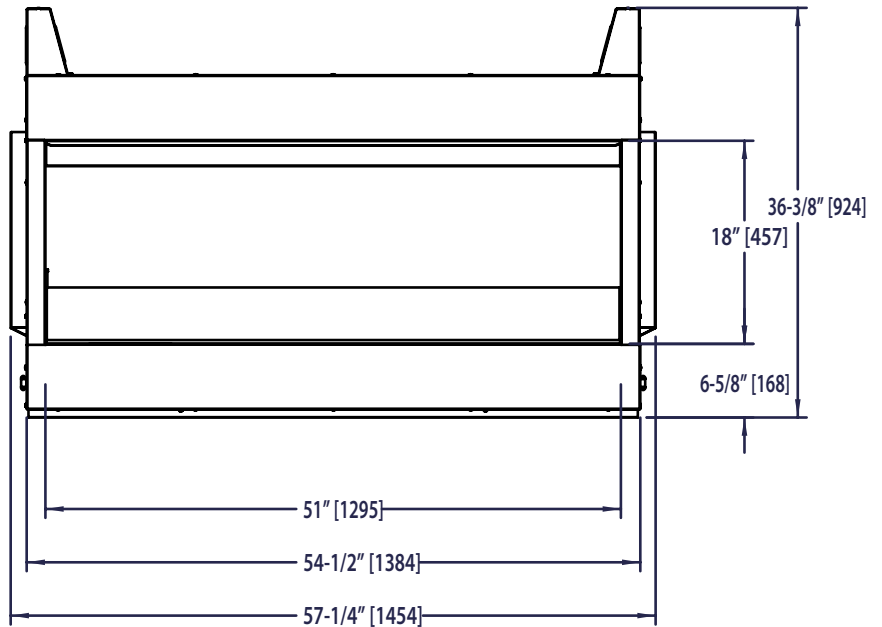
# Lanai

Outdoor Gas Fireplace

MODEL	FRONT WIDTH		BACK WIDTH		HEIGHT		DEPTH		VIEWING AREA
	Actual	Framing	Actual	Framing	Actual	Framing	Actual	Framing	
ODLANAIG-51	57-1/4" [1454]	57-3/4" [1467]	57-1/4" [1454]	57-3/4" [1467]	36-3/8" [924]	39-1/2" [1003]*	17-5/8" [448]	17-5/8" [448]	51" x 18" [1295 x 457]



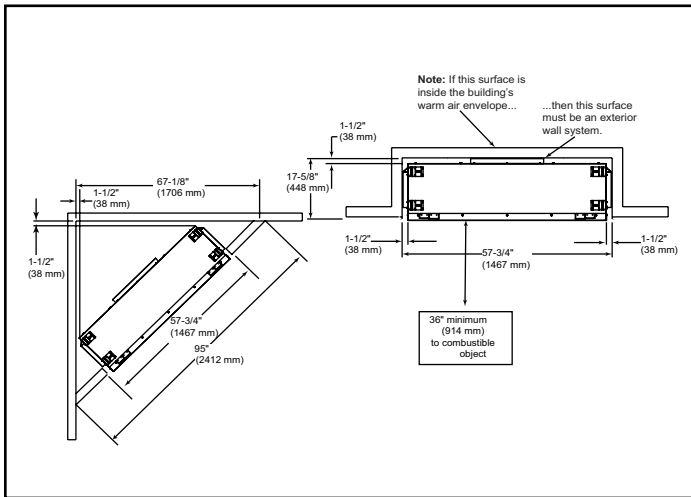
Side



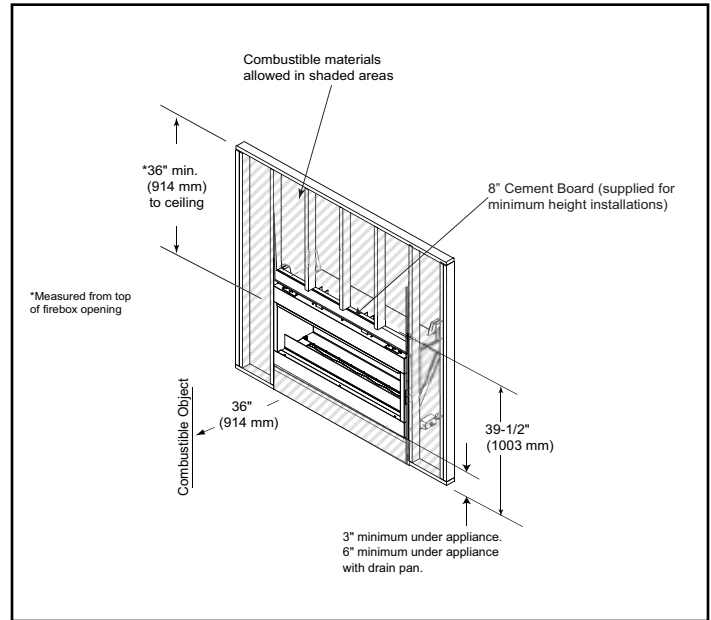
Front

\*3" minimum under appliance. 6" minimum under appliance with optional drain pan (ODLANAIG-51DP)

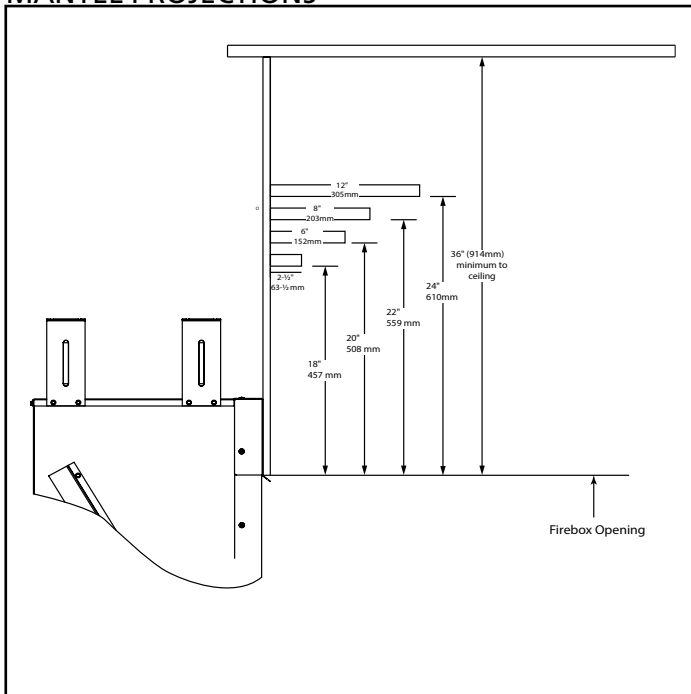
APPLIANCE LOCATION



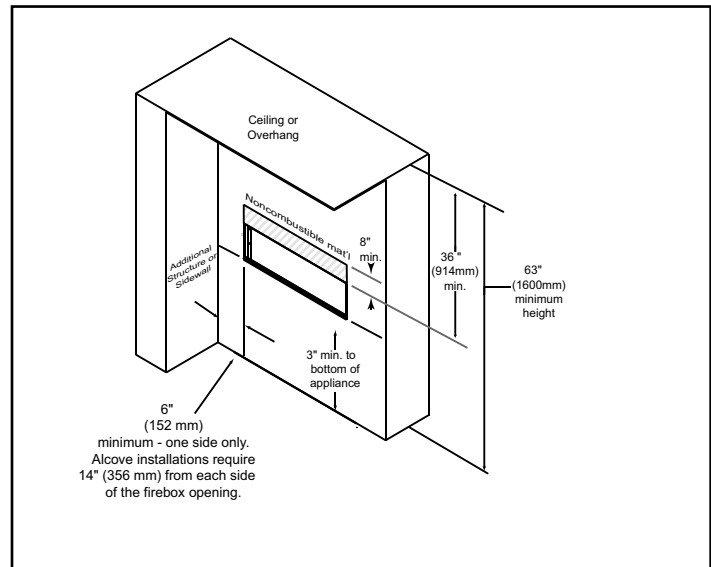
FRAMING DIMENSIONS



MANTEL PROJECTIONS



CLEARANCES TO COMBUSTIBLES



PRODUCT LISTING CODES	
US	ANSI Z21.97-2014
CAN	CSA 2.41-2014

Product information provided is not complete and is subject to change without notice. Product installation must adhere strictly to instructions accompanying product to avoid risk of fire and potential injury.

Additional information can be found online at [www.fireplaces.com](http://www.fireplaces.com)