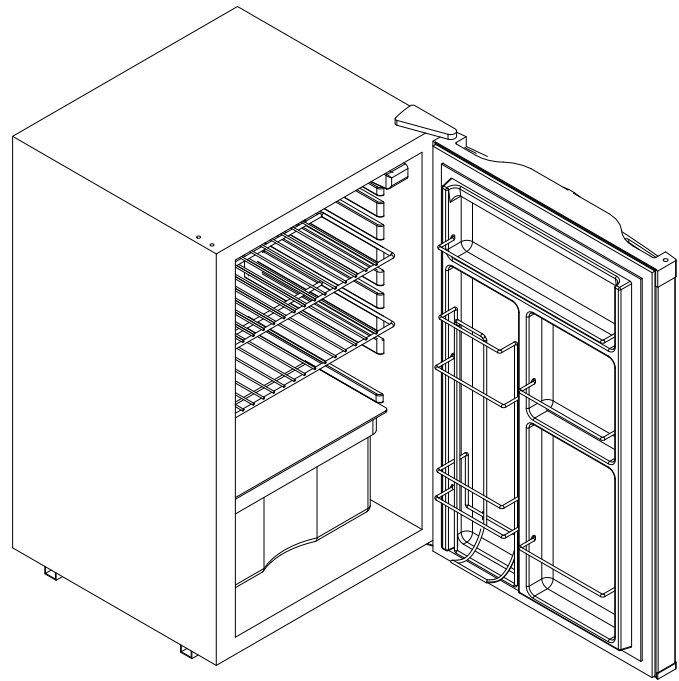


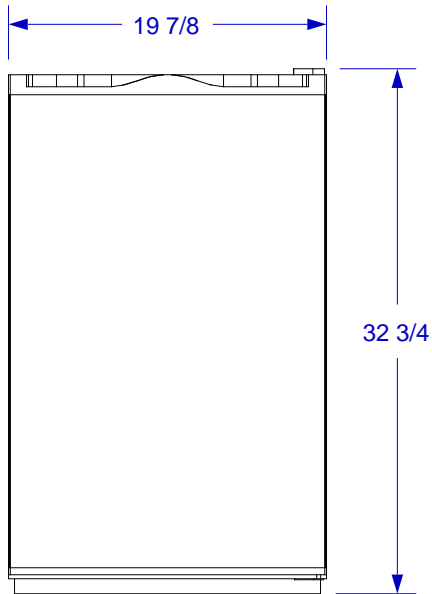


# REFRIGERATOR


## SPEC SHEET



ISOMETRIC VIEW



FRONT VIEW



RIGHT SIDE VIEW

**NOTES:**

1. CUTOUT DIMENSIONS: 20 1/2"W X 33"L X 20 3/4"D
2. CUTOUT DIMENSIONS ARE FOR REFRIGERATOR ONLY. REFER TO STAINLESS STEEL REFRIGERATOR FRAME SPEC SHEET FOR REFRIGERATOR FRAME CUTOUT DIMENSIONS.
3. SCALE: 1" = 1'-0"
4. REVISION: 10/2009